

IDROMAT 3-4

Electronic regulator for pumps



Materials

Component	IDROMAT 3-4
Housing	Polyamide PA 6 G.F. reinforced
Membrane	Natural rubber

Construction

Regulation device for pump control equipped with flow and pressure sensor connected to an electronic system. Inlet and delivery connection ports of the same diameter (G1). Built-in check valve. Pressure gauge 0-10 bar supplied as standard for all the models. Automatic reset function in IDROMAT4 for the reset of the system without manual operation.

Applications

Automatic control of pumps for water supply and increase of network pressure.

Control of starting/stopping of the pump when cocks are opened/closed.

For protection of the pump:

- against dry running;
- against the risk of operation without water at the inlet (caused by a lack of water inflow in the inlet pipe under positive suction head, by a non-immersed suction pipe, by excessive suctionlift or by air entering the suction pipe);
- against operation with closed connection ports.

Operating conditions

TYPE	Switching-on pressure	Pump head
IDROMAT 3-12	1,2 bar	> 20 m
IDROMAT 3-15	1,5 bar	> 23 m
IDROMAT 3-22	2,2 bar	> 30 m
IDROMAT 3-30	3,0 bar	> 40 m
IDROMAT 4	adjustable	(1)

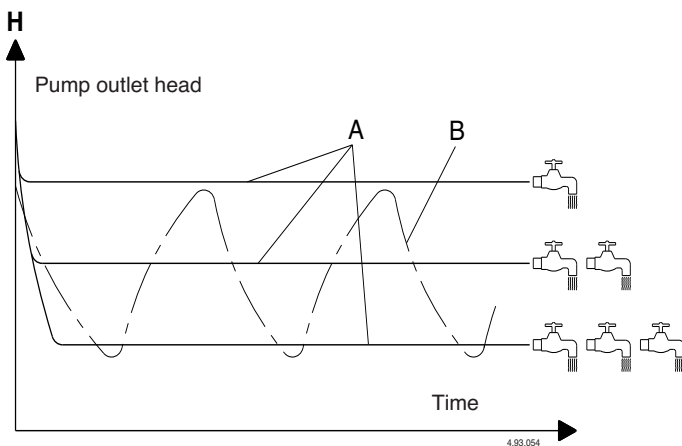
(1) 1,5 bar more than the expected restart pressure

For pumps with delivery up to 10 m³/h.
 Maximum working pressure: 10 bar.
 Liquid temperature up to 60 °C.
 Mains voltage: 230 V ±10%, single-phase.
 Frequency: 50 - 60 Hz.
 Protection: IP 65.

Current values:

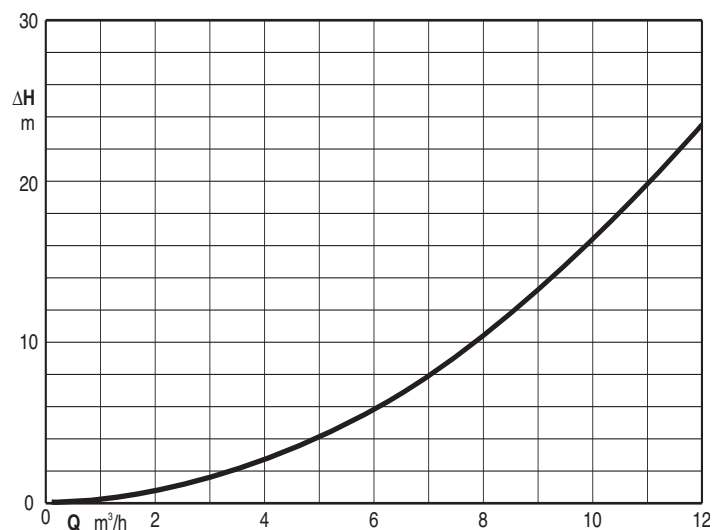
- 8A max during operation (16A max at start-up) for IDROMAT 3;
- 16A max during operation (30A max at start-up) for IDROMAT 4

Comparison of pressure values



A = operation with **IDROMAT** = constant pressure;
 B = operation with traditional vessel and pressure switch system.

Diagram of head loss



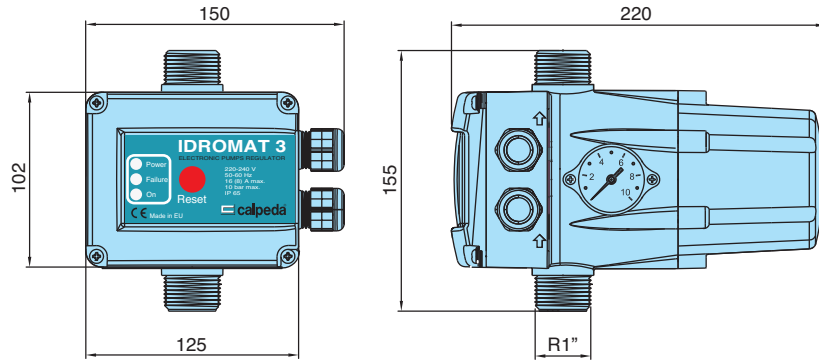
ΔH = Head loss in meters

Dimensions and weights

Weights

IDROMAT 3 kg 1,17

IDROMAT 4 kg 1,35



Installation example

